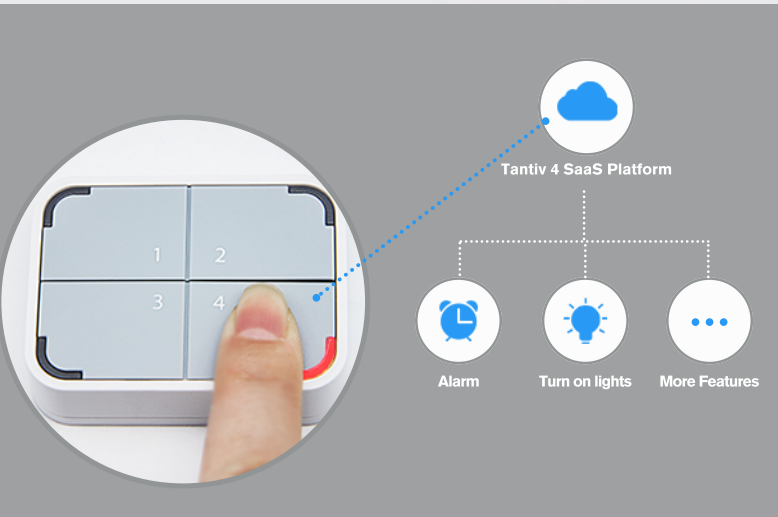


SMART BUTTON IOT SOLUTION KIT

the world first 4 keys smart button work with IFTTT

by TANTIV4 RAK



SMART CONNECTED BUTTONS

Connecting to Tantiv 4 SaaS platform, give a brain to RAK four buttons hardware and be able to provide the complete use case with IFTTT. Activate more than thousands application without need press your phone App.

APPLICATION SCENARIOS

With the push of a button, you can create a task to play music when your wake up, call a cab, or just turn the lights on. The best part is that unlike other wireless buttons, IFTTT Smart button works independently of your phone. That way your whole family can share in all of the great possibilities!



WHAT IS IFTTT SMART BUTTON

connect to any app or business system



4 keys



Setup smart device alarms



Turn security on and off



Send out SOS messages

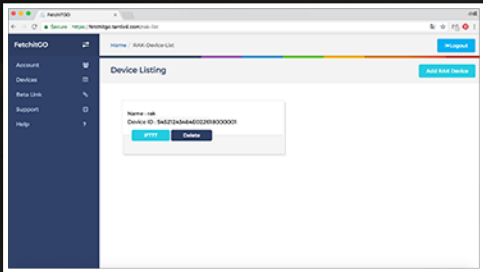


Medicine reminder

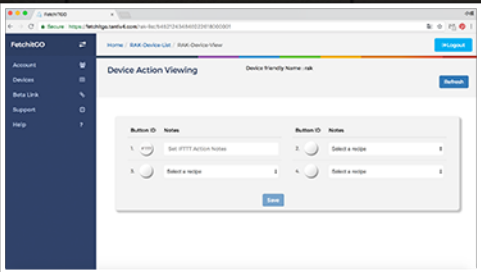


Custom application

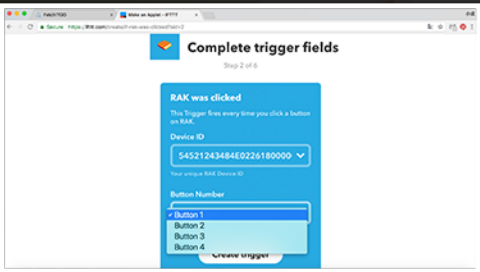
HOW IT WORKS



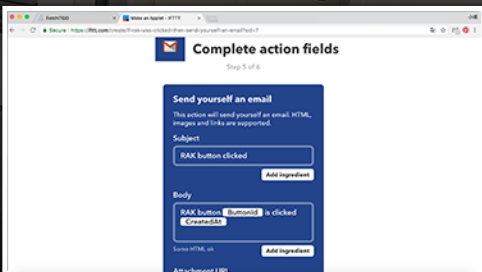
Step 1: Add IFTTT Smart Button to FetchiGO



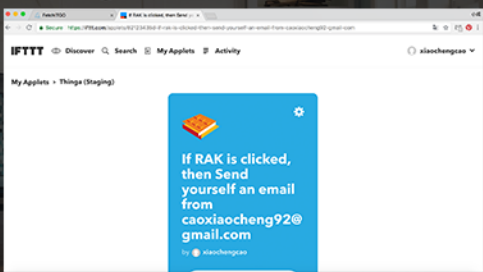
Step 2: Configuration button function to IFTTT



Step 3: Set button function on IFTTT

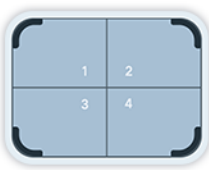


Step 4: Define trigger events on IFTTT

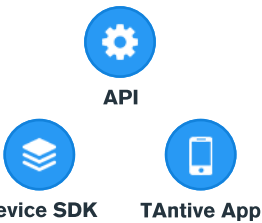


Step 5: Configuration completed

TANTIVE4 OFFERING CUSTOM SMART BUTTON SOLUTION FOR GLOBAL IOT SI



RAK 4 Buttons



Decide how you want to connect your buttons.



Decide what happens when your button pressed



For franchised Restaurant send a ranking start to corporate head office



For Hospital request service or support



For Super store replenish and reorder



For IT rental company send a lert or repair



For others